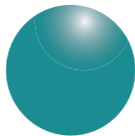


Access EOB Conversion

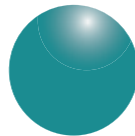
Access EOB Conversion i extracts data from scanned images or PDF documents created from paper-based Explanation of Benefits (EOB) or Explanation of Payments (EOP). The output is EDI 835 Electronic Remittance Advice (ERA) files ready for cash posting in practice management (PM) or hospital information systems (HIS).

Revenue cycle management continues to be inundated with paper, forcing healthcare providers, RCM companies, clearinghouses, medical lockboxes and others to manually post remittances. Access EOB Conversions provides can provide the following achievements:


99%+
data lift accuracy
for EOBs/EOPs



\$3.00+
savings for per
EOB/EOP autoposted



5 minutes
average time savings
per EOB/EOP



Access EOB Conversion eliminates the manual process by utilizing Opti-Lift technologies with **OrbNet AI Deep Learning Models** to electrify paper-based remittances and EOBs/EOPs and returned a EDI 835 file to post directly into your PM/HIS. All documentation is hosted and available on our Healthcare Payments Automation Center (HPAC).

Additional Features and Capabilities:

- **Provider Override:** Opti-Lift technologies extract data from EOBs/EOPs and match standard ANSI codes to each payer's proprietary adjustment explanatory verbiage. Adjustment crosswalking may have far-reaching accounting implications. Access EOB Conversion allows for provider-specific ANSI code preferences—overriding OrboGraph crosswalk values to better meet a provider's custom output needs.
- **Interactive EOB:** As data is extracted from a variety of paper and electronic sources, the system creates a Virtual EOB; a rich-text PDF with a consistent formatted template of remittance and payment data. The Virtual EOB is now activated with hyperlinking, applied to a variety of fields, enabling customer service personnel to easily see additional transaction details without manually searching.
- **Access Dashboard:** A new dashboard capability enables system administrators and aggregators to drill into a wide range of revenue sources and analyze trends. For example, EOB transactions can be analyzed by payer to identify specific claim and payment trends.
- **EOB Indexing:** Available for environments which desire access to EOB images via searchable field criteria. Clipped images are viewable in the HPAC Portal at a transaction level or claim level. Up to eight fields per claim for Full EOB Indexing.

Get in Touch With OrboGraph:

[Schedule Demonstration](#)

[Contact Sales](#)

[Visit Website](#)